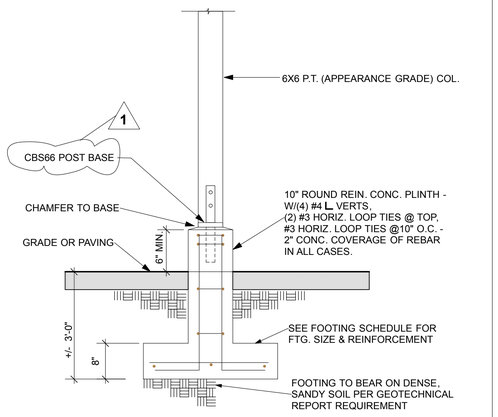

1 DEECK FOOTING & PLINTH - TYP.
3/4" = 1'-0"

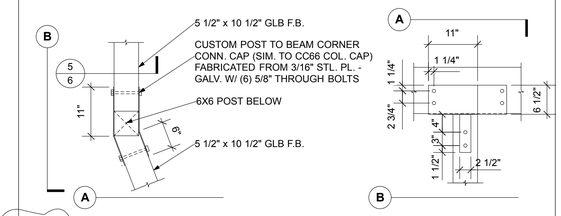

2 CORNER POST TO BEAM CONNECTION
3/4" = 1'-0"

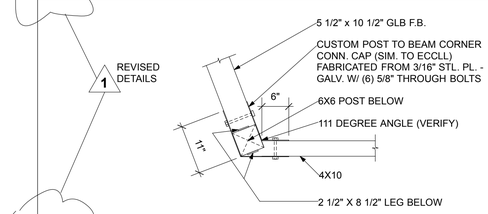

3 CORNER POST TO BEAM CONNECTION
3/4" = 1'-0"

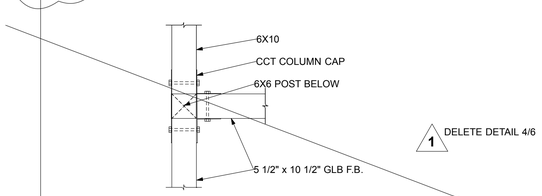

4 POST TO BEAM CONNECTION
3/4" = 1'-0"

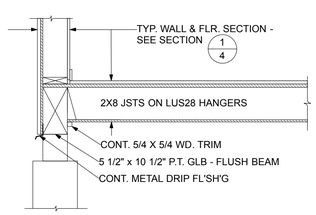

5 WALL / BEAM DETAIL
3/4" = 1'-0"

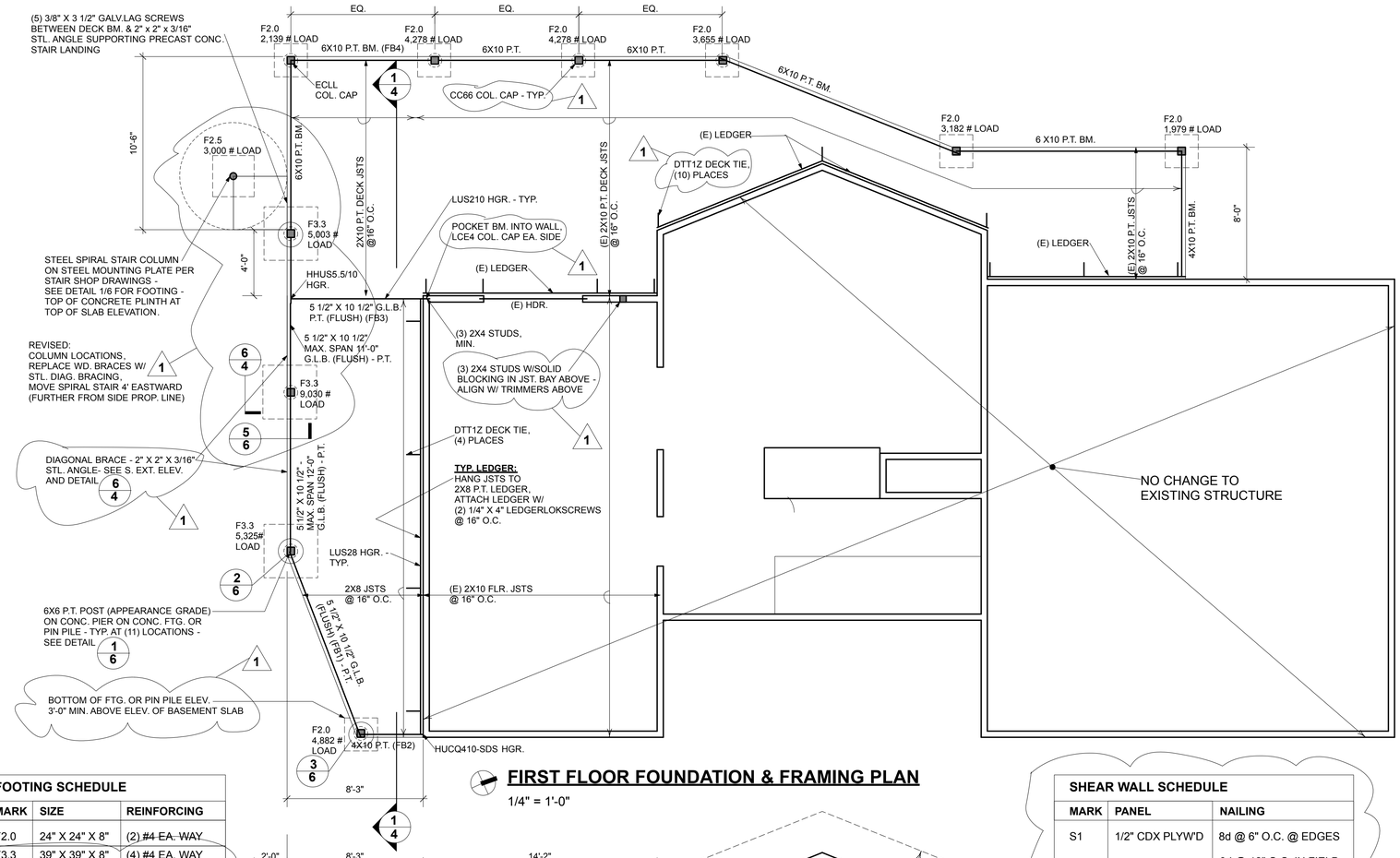

FIRST FLOOR FOUNDATION & FRAMING PLAN
1/4" = 1'-0"

FOOTING SCHEDULE		
MARK	SIZE	REINFORCING
F2.0	24" X 24" X 8"	(2) #4 EA. WAY
F3.3	39" X 39" X 8"	(4) #4 EA. WAY

FOUNDATION NOTE
IN LIEU OF REFERENCED FTG. SIZES, PIN PILES W/ MIN. CAPACITY PER EA. FTG. MAY BE USED.

SHEAR WALL SCHEDULE		
MARK	PANEL	NAILING
S1	1/2" CDX PLYW'D	8d @ 6" O.C. @ EDGES
		8d @ 12" O.C. IN FIELD

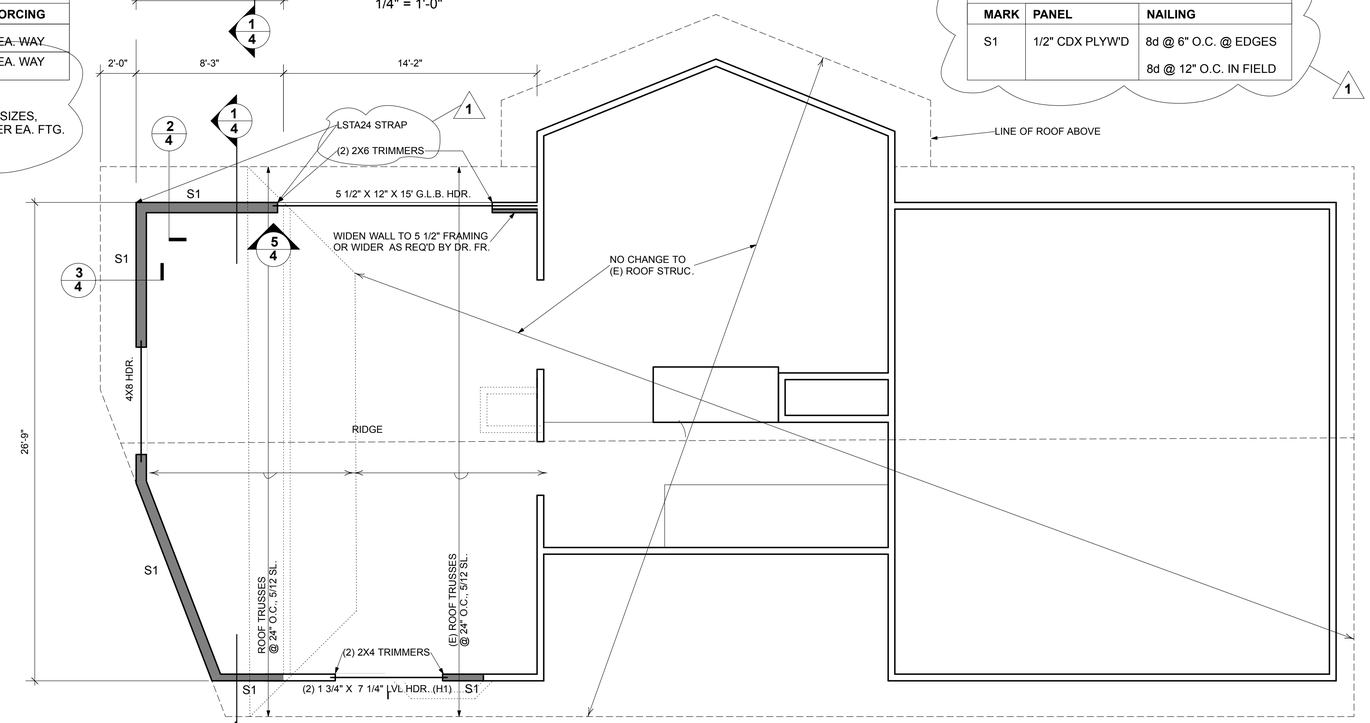

ROOF FRAMING PLAN
1/4" = 1'-0"

NOTES:
1. SEE ARCHITECTURAL PLAN FOR DIMENSIONS
2. HANG ALL DECK JOISTS TO ALL BEAMS AND LEDGERS UNLESS NOTED OTHERWISE.

ANNE SCHWAB ARCHITECT
607 20th Avenue East Seattle, WA 98112
TEL (206) 257-4234 CELL (206) 850-0779
annsarch@comcast.net

BANBURY RESIDENCE
8275 SE 61st Street
Mercer Island, Washington 98040

Project #: 18.01 Scale: AS NOTED Date: 4/10/19
REVISIONS: #1 date 6/27/19

COPYRIGHT 2019 Anne Schwab Architect All Rights Reserved.
Reproduction by any means is strictly forbidden without prior permission of Anne Schwab.

6